

## Genetic trends for performance of Swedish Warmblood horses

Å. Viklund, A. Näsholm, E. Strandberg & J. Philipsson  
Department of Animal Breeding and Genetics  
Swedish University of Agricultural Sciences



## Swedish Warmblood Breed

55,000 riding horses  
5000 broodmares covered annually

### Breeding objective

"Internationally competitive horses in dressage, show jumping or eventing"



## Performance testing

3-year-olds




4-year-olds



3-5 year-old stallions



Competition



## New "integrated" BLUP-indexes

Breeding values for



based on

43,700 competing horses (1961-2008)  
19,300 4-year-olds (1973-2009)  
10,900 3-year-olds (1999-2009)  
220,000 horses in pedigree database



## Aim

Investigate the genetic trends of performance of stallions and mares



## Data

BLUP-indexes from official run 2009  
Horses born 1960-2005

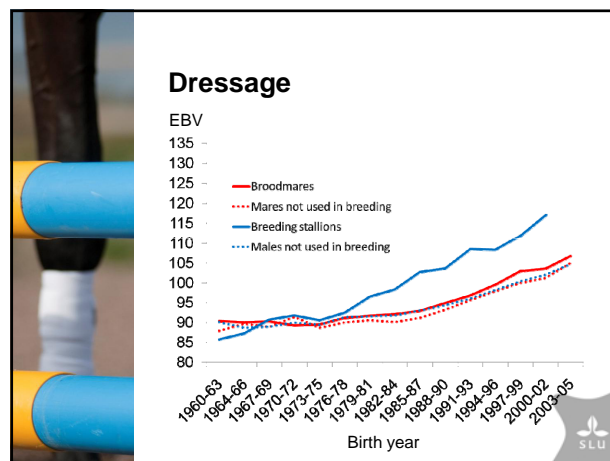
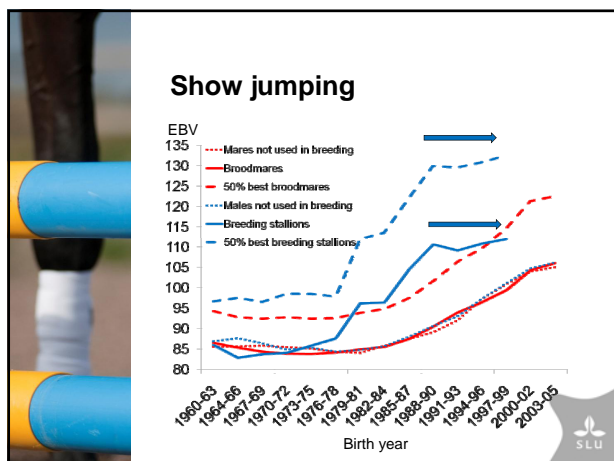
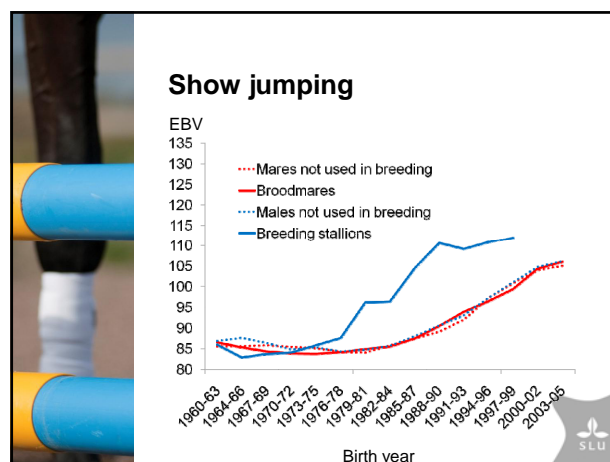
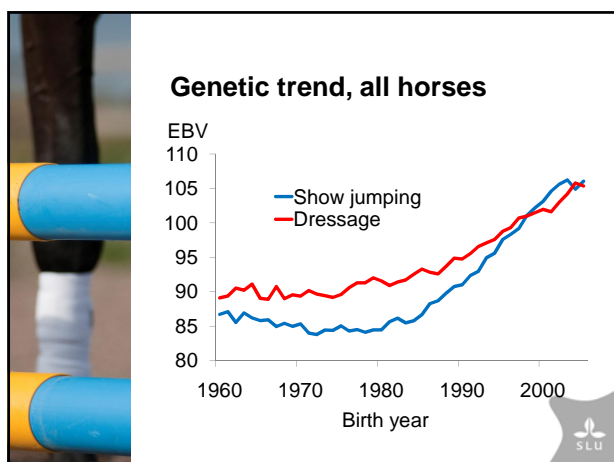
### Males

881 SWB breeding stallions  
31,321 tested males not used in breeding

### Mares

23,355 SWB broodmares  
13,339 tested mares not used in breeding






### Proportion tested broodmares

Birth year	Percent tested broodmares			
	3-y-olds	4-y-olds	Comp.	Total
1960-1978	-	6.1	28.6	31.0
1979-1990	-	22.7	38.4	48.3
1991-2005	27.9	27.4	44.1	73.3

### Quality of broodmares

Birth year	Percent high quality broodmares	
	Show jumping	Dressage
1960-1978	17.2	6.3
1979-1990	29.3	13.9
1991-2005	45.1	26.3




## Summary

**Increased genetic progress**  
Stronger selection of stallions  
Testing of young horses  
Import of high quality stallions  
BLUP evaluation

**Nearly no selection of broodmares**

**In the future**  
Effective selection of (Swedish) stallions  
Use only the best mares



## Thank you!

[asa.viklund@hgen.slu.se](mailto:asa.viklund@hgen.slu.se)

